



### District Report Card: 2017


<b>State:</b> Chhattisgarh	<b>District:</b> Sukma
<b>Class:</b> 5	<b>Subject:</b> Language
<b>Schools:</b> 52	<b>Students:</b> 686


### Participation/Coverage


#### Students

<div>GENDER</div> <div></div>	Boys		Girls	
	Number	%	Number	%
	433	63.12	253	36.88

<div>AREA</div> <div></div>	Rural		Urban	
	Number	%	Number	%
	628	91.55	58	8.45

<div>CATEGORY</div> <div></div>	SC		ST		OBC		GEN	
	Number	%	Number	%	Number	%	Number	%
	12	1.75	590	86.01	50	7.29	34	4.96

<div>CWSN</div> <div></div>	LD	VI	HI	S&LD	ID	Oth
	2	0	14	0	1	2

<div>Management</div> <div></div>	Government		Government-aided	
	Number	%	Number	%
	686	100.00	0	0.00

### Average Performance of Students in Language (%)

Overall	Gender		Area		Management		Social Group			
	Male	Female	Rural	Urban	Govt.	Aided	SC	ST	OBC	GEN
58.59	56.66	61.90	57.68	68.51	58.59	0.00	58.89	59.08	51.20	60.78

## Performance on Learning Outcomes (LOs)

Learning Outcomes	Description	Average Performance(%)
L504	Reads and comprehends independently storybooks, news items/ headlines, advertisements etc.	57.23
L508	Reads text with comprehension, locates details and sequence of events	59.27

Range of Performance of Students who Answered Correctly							
Below 30%		30% - 50%		50% - 75%		Above 75%	
Number	%	Number	%	Number	%	Number	%
102	14.87	141	20.55	261	38.05	182	26.53

## Lowest Performing Learning Outcomes (LOs)

- 1 - Reads and comprehends independently storybooks, news items/ headlines, advertisements etc. (57.23)
- 2 - Reads text with comprehension, locates details and sequence of events (59.27)